

# CAMPING RHYME TIME

Print on cardstock and laminate for durability. Cut out each puzzle individually.

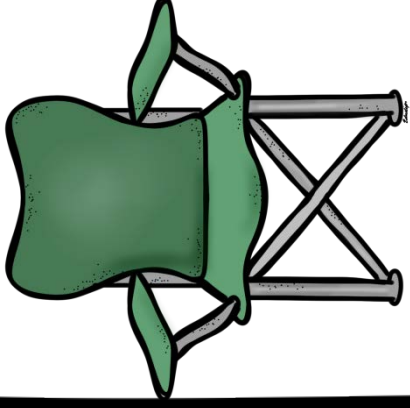
Students can play this game on the floor, table, or in a pocket chart.

How to Play: Students say the object and find the other object that rhymes with it. Students say both words to check if they rhyme. Optional recording page.






bear



chair



star



car




wizard




lizard




wand



pond




third



bird




bee



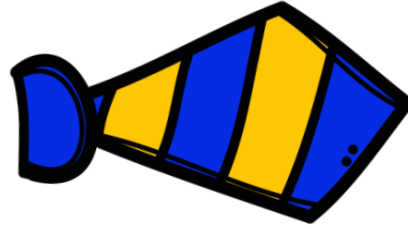
tree




log




frog



tie



fly




tire



fire



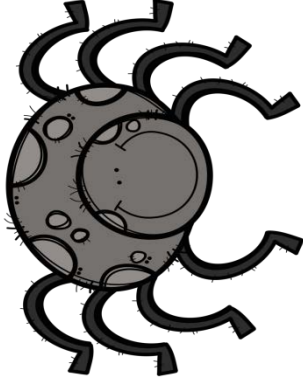
honey




bunny




cider



spider




fox




rocks




bat




cat




house




mouse




cake



snake



dish



fish