




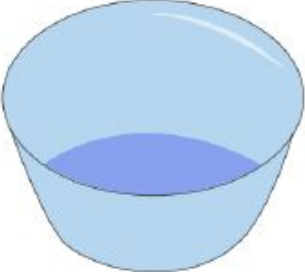

# Dirt Cup





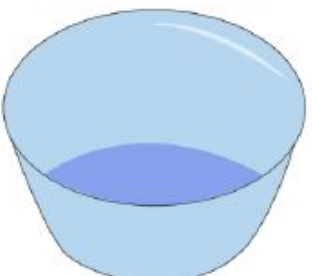


- Visual Recipe
- Tools and Ingredients List
- Sequencing Page
- Survey
- Tools and Ingredients worksheet

# Dirt Cup

Tools & Ingredients

1	 <p>1 box instant pudding</p>
2	 <p>1 Cup Milk</p>
3	 <p>Crushed Oreo Cookies</p>
4	 <p>Cups</p>
5	 <p>Cool Whip</p>

# Dirt Cup

1	 <p data-bbox="885 409 1323 451">Pour mix into a bowl</p>
2	 <p data-bbox="885 735 1421 777">Pour in milk and mix well</p>
3	 <p data-bbox="893 1102 1242 1144">Spoon into cups</p>
4	 <p data-bbox="885 1365 1339 1501">Add crushed cookies and whip topping</p>
5	 <p data-bbox="990 1774 1226 1837">ENJOY!</p>

Name:

Date:

% Independence:

# Sequencing

1	
2	
3	
4	
5	

Name:



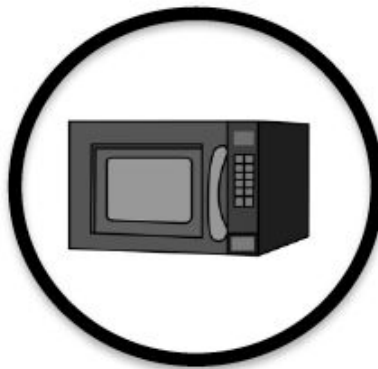
Date:

% Independence:

# Cooking

## Tools & Ingredients

What did you use?



Name:

Date:




% Independence:

# How was it?

What did you make today?

---

How did it taste?



Would you make it again?

