

School is not in session...

How can my child work on his/her speech & language skills?

If your child is working on **language skills**...

(Exact language skills targeted in your child's IEP will vary, but may include things like increasing overall understanding & use of vocabulary words, answering & asking WH questions, understanding how items go together in categories, understanding how two things are similar and different, using correct verb tenses, expanding the length of sentences, describing, and more.)



PLAY

Many language skills can be targeted through playing together with an adult! Choose an activity such as Lego blocks, Play-doh, catch, dinosaurs, or action figures, and follow your child's lead. Have your characters interact & talk with each other, narrate aloud what you are doing or creating, or sort things into groups that are alike (ex: all the big dinosaurs, or all the red pieces).



When interacting with each other, model full sentences and expand on what your child says (add 1-2 words).

Child: "Her can fly."

Adult: "Yes, she can fly fast!"

Child: "Here a cookie."

Adult: "That is a big cookie! Can you make a small cookie too?"

Child: "Here!"

Adult: "Thank you! I love chocolate cookies."

Child: "Uh oh! Tower all gone."

Adult: "Oh, the tower fell down! How can we fix it?"

TIP: Sometimes we might use "communication temptations" in therapy - where we might deliberately leave a tight lid on a container or put something out of reach on purpose - so the child will need to request help.



If you need online book options, try getepic.com (free 30 day trial) or storylineonline.com (free).



GAMES



Playing simple games such as Sneaky Snacky Squirrel, Memory, Hi Ho Cherry-o, Go Fish, & Uno can provide great opportunities to practice turn taking skills, following directions, asking and answering questions, using full sentences, understanding concepts such as more/less and next/first/last, and many more skills!

Reading books together is one of the best ways to build language skills!

BOOKS










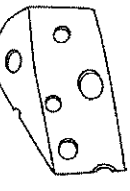


Choose a picture book to read together. Read the words, but also talk about the pictures; read books more than once!

- Point out details you notice, and try to guess together what might happen next (ex: "Look, she has a raincoat and rain boots. What kind of weather do you think it is outside? What season is it?").
- Connect details from the book to your life (ex: "Look, they are going to the petting zoo! Remember when we went? What were your favorite animals?").
- Talk about how the characters might be feeling (ex: "Oh, she lost her favorite toy! How would that make you feel?") in the different situations in the story.

Speech & Language Therapy & March Language Homework

& April ☺

Sunday	Monday	Tuesday	Wednesday	Thursday	Friday	Saturday
15 ANALOGIES Complete the analogies: 1. A shoe goes on a foot; a glove goes on a _____. 2. You sleep on a bed; you sit in a _____.	14 DESCRIBE IT:  Cloud	17 READ a book with an adult. Find 2 words you don't know and find the meaning. Use those words and 3 more words from the story in sentences.	18 DESCRIBE IT:  Rainbow	19 WH QUESTIONS Who delivers the mail? Who takes care of sick animals? Who picks up the garbage in a truck?	20 I SPY: Look around your house and find 5 things that are NOISY .	21 SENTENCE S: Add 2 sentences to the sentence below to continue the story. The boy was worried about his first day of school.
22 ANALOGIES Complete the analogies: 1. You ride a bike; you fly a _____. 2. You talk with your mouth; you clap with your _____.	23 DESCRIBE IT:  Pot of Gold	24 READ a book with an adult. Who was the story about? Where did the story take place? What happened?	25 DESCRIBE IT:  Baseball	26 WH QUESTIONS What number is greater than 25? What do we put in a toaster? What grows in a garden?	27 I SPY: Look around your house or go outside and find 5 things that are GREEN .	28 SENTENCE S: Add 2 sentences to the sentence below to continue the story. My dad asked me what I wanted for dinner tonight.
29 ANALOGIES Complete the analogies: 1. A boy is a brother; a girl is a _____. 2. A dog barks; a cat _____.	30 DESCRIBE IT:  Leprechaun	31 READ a book with an adult. Find 2 words you don't know and find the meaning. Use those words and 3 more words from the story in sentences.	1 DESCRIBE IT:  Shamrock	2 WH QUESTIONS When is Valentine's Day? When do you buy new shoes? When do you pack a suitcase?	3 I SPY: Look around your house and find 5 things that are SMALL .	4 SENTENCE S: Add 2 sentences to the sentence below to continue the story. Clara bought a new dog.
5 ANALOGIES Complete the analogies: 1. You sweep the floor; you comb your _____. 2. A snake slithers; a rabbit _____.	6 DESCRIBE IT:  Bicycle	7 READ a book with an adult. Who was the story about? Where did the story take place? What happened?	8 DESCRIBE IT:  Turtle	9 WH QUESTIONS Where does a pig live? Where do you find a sink? Where do you buy clothes?	10 I SPY: Look around your house or outside and find 5 things that are SMOOTH .	11 SENTENCE S: Add 2 sentences to the sentence below to continue the story. Yesterday, my room was a mess!
12 ANALOGIES Complete the analogies: 1. You ride a bike; you fly a _____. 2. You talk with your mouth; you clap with your _____.	13 DESCRIBE IT:  Ladybug	14 READ a book with an adult. Find 2 words you don't know and find the meaning. Use those words and 3 more words from the story in sentences.	15 DESCRIBE IT:  Cheese	16 WH QUESTIONS Why don't you walk in the street? Why do you use a camera? Why do babies sleep in cribs?	17 I SPY: Look around your house or outside and find 5 things that are SHARP .	18 SENTENCE S: Add 2 sentences to the sentence below to continue the story. David went to the beach on vacation!

Name: _____

Describe It:
 Answer as many of the following questions as you can about each object:
 • What group does it belong to?
 • What does it do?
 • What does it look like (color, shape, size)?
 • What is it made of/from?
 • What parts does it have?
 • Where do you see it?
 • What else do you know?

Reading Strategies:
 • Start the book by making predictions about what might happen in the story.
 • Ask questions and make comments during reading.
 • After reading, have your child tell you the events that occurred in the correct order.
 • Make connections! Does this story remind you of another book or movie or an event in your life?

FREE Online Books:
 • www.startall.com
 • www.magickkeys.com/books/
 • <https://freekidsbooks.org>

Digital Library:
www.9etale.com
 (\$7.99/mo)

©Speech 'N' Teach, 2017