

Articulation: Help your child find items with their sounds! Practice the words when you come inside.

Outside Speech

Name _____ Speech sound _____

We went outside! Look what I found! All of these things have my speech sound!





Language: Talk about the weather each day and describe what you see!

The weather today is:



and






HOT




stormy




snowy



rainy



Partly
cloudy



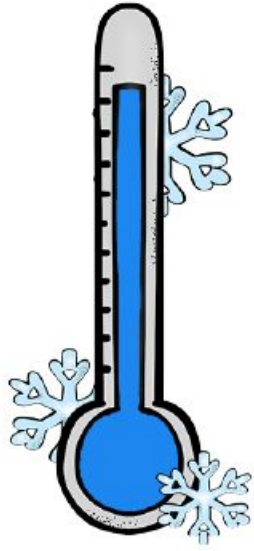
sunny



Partly
sunny




Partly
cloudy




Cold



Windy



Warm



cloudy

Create a Communication Rainbow!

Each time your child practices a sound, forms a sentence, follows a direction, or labels a vocabulary word - have them tear a piece of paper, make a thumbprint, paint a streak, or dot a marker! Here's what your rainbow *may* look like:

To decorate, I chose to use ripped paper. I cut rainbow colored construction paper into strips and had the students rip small pieces from each strip. You can also use bingo stampers, student painted thumbprints, glitter, or just crayons and markers. Make it fun!



Please be sure to send me a picture!
See my contact information in the newsletter. :)

