


**Articulation:** Follow the directions below, you will need a dice and some crayons or markers!

# Roll and Say Rain Drops

Directions: Roll the dice and practice your target the number of times that you rolled. Then, cover or color the rain drop in the row that matches your dice. The first to fill up a row wins!



©Word of Mouth

**Articulation:** Here are some Spring words to practice - add these to other target words! :)

**Language:** Have your child point to the named picture from a choice of 2, or hold up a picture and have them label it.



Earth Day



tree



recycle



planting



earth



kite



frog



grass




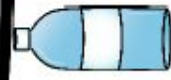


tadpole





sun

**Language:** Cut the pages in half, then cut out the bottles. Have your child follow the directions to glue the water bottle in the right spot!







Put the bottle next to the can.



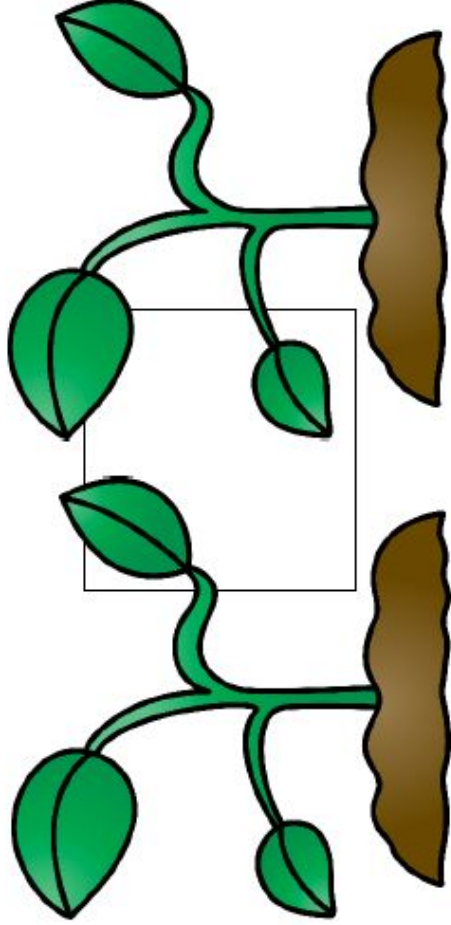

Put the bottle on top of the faucet.





Put the bottle next to the tree.



Put the bottle on top of the newspaper.




Put the bottle between the plants.



Put the bottle under the earth

**Language:** Use play-doh or markers to mark the circles as your child names the vocabulary words. You can say "can you find the tree?" or "which one gives us water in the sink?"





*Nouns & Pronouns (boy, girl, he, she, they)*



Who is watering the flower?

©2018, Allison Ferys



Who is hugging a tree?

©2018, Allison Ferys



Who is holding hands?

©2018, Allison Ferys



Who is donating old clothing?

©2018, Allison Ferys



Who is using solar energy?

©2018, Allison Ferys



Who is high-fiving?

©2018, Allison Ferys

*Basic Concepts (on/off, open/closed)*




Which light is on?  
Which light is off?

©2018, Allison Foy



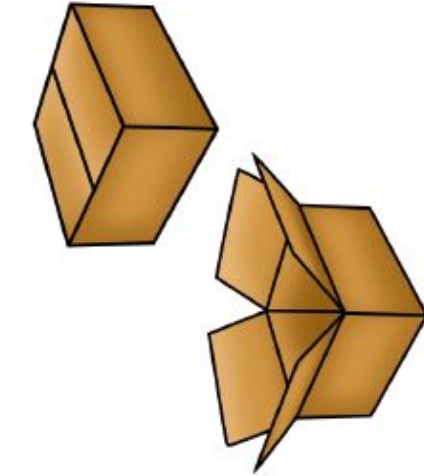
Which flashlight is on?  
Which flashlight is off?

©2018, Allison Foy




Which computer is on?  
Which computer is off?

©2018, Allison Foy



Which box is open?  
Which box is closed?

©2018, Allison Foy



Which window is open?  
Which window is closed?

©2018, Allison Foy



Which door is open?  
Which door is closed?

©2018, Allison Foy

*Basic Concepts - fast/slow, high/small*



Which one is faster?  
Which one is slower?

©2018, Allison Foy




Which one is faster?  
Which one is slower?

©2018, Allison Foy



Which one is faster?  
Which one is slower?

©2018, Allison Foy



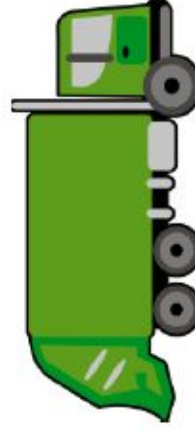
Which tree is bigger?  
Which tree is smaller?

©2018, Allison Foy



Which one is bigger?  
Which one is smaller?

©2018, Allison Foy



Which one is bigger?  
Which one is smaller?

©2018, Allison Foy

# Earth Day


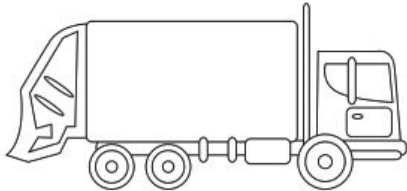





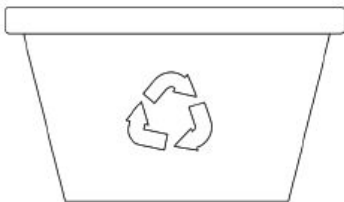

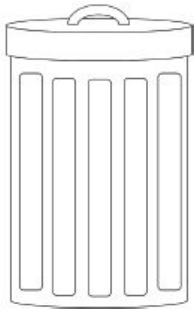






# Day

Name \_\_\_\_\_

Can you find all the clues?



## Scavenger Hunt

# LET'S PLAY!

## Caregiver Tips

### MODEL, MODEL, MODEL!

Your child learns by watching others. The more you model the signs and/or pictures, the more opportunities she has to learn the new words.

### REQUESTING:

You may need to guide your child's hand to the picture or to make the sign until he learns to make it on his own. Once he can make the sign or touch the picture on his own, you may still need to prompt him-verbally or physically. Your child's SLP can help you with these steps.

### WAIT.

Your child may need some extra time to communicate his thoughts. Try to give him more time to respond.

### HAVE FUN!

Children learn best through play. Make it fun for both of you!

Let's Play!

# BALL

## REQUESTING:

Have your child touch the picture of the ball or sign "ball" before you give it to him.




"ball"

## VOCABULARY

Take time to model requesting "ball." Practice holding the ball until your child attempts to communicate "ball." Use words and phrases like my turn, catch, throw, and roll while playing.


# WIGGLE BREAK CARDS




**GROW** like a tree.



**RIDE** a bike.



**SCREW IN** a light bulb



**STOMP** a can.

I like to end my speech therapy sessions with a “**WIGGLE BREAK**”. Use these cards to keep with the theme!