

Articulation: Draw a bug for each target word that you say.


Speech and Language Bugs

Name: _____

Date: _____

At home:

- _ Practice saying words with good speech sounds _____
- _ Practice using words in sentences at least ___ words long
- _ Practice using words in sentences with voice or fluency strategies:



Helper's Signature: _____

Speech and Language Bugs

Name: _____

Date: _____

At home:

- _ Practice saying words with good speech sounds _____
- _ Practice using words in sentences at least ___ words long
- _ Practice using words in sentences with voice or fluency strategies:



Helper's Signature: _____

Articulation: For each s'more that you cover, use your target word in a phrase or sentence!

Camping Roll and Cover

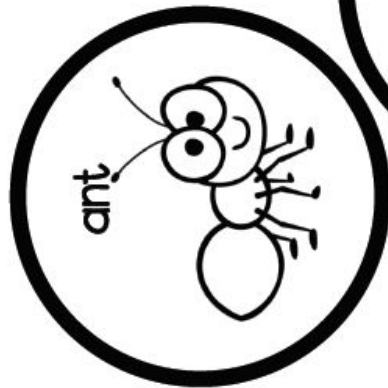
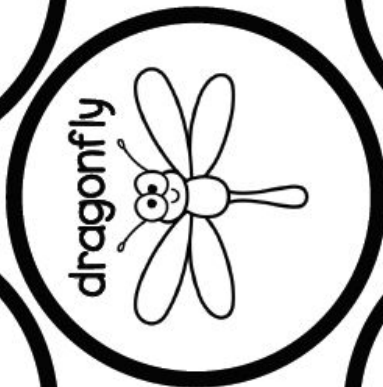


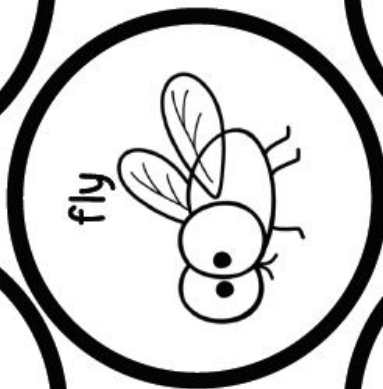

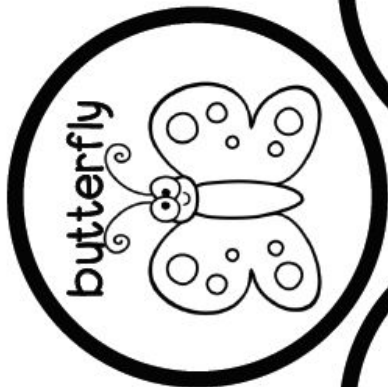



For every circle you cover, say: _____



Language: Describe, label, make a choice (which one is...), and/or use the word in a sentence!

BUGS

DAB IT! or color it!

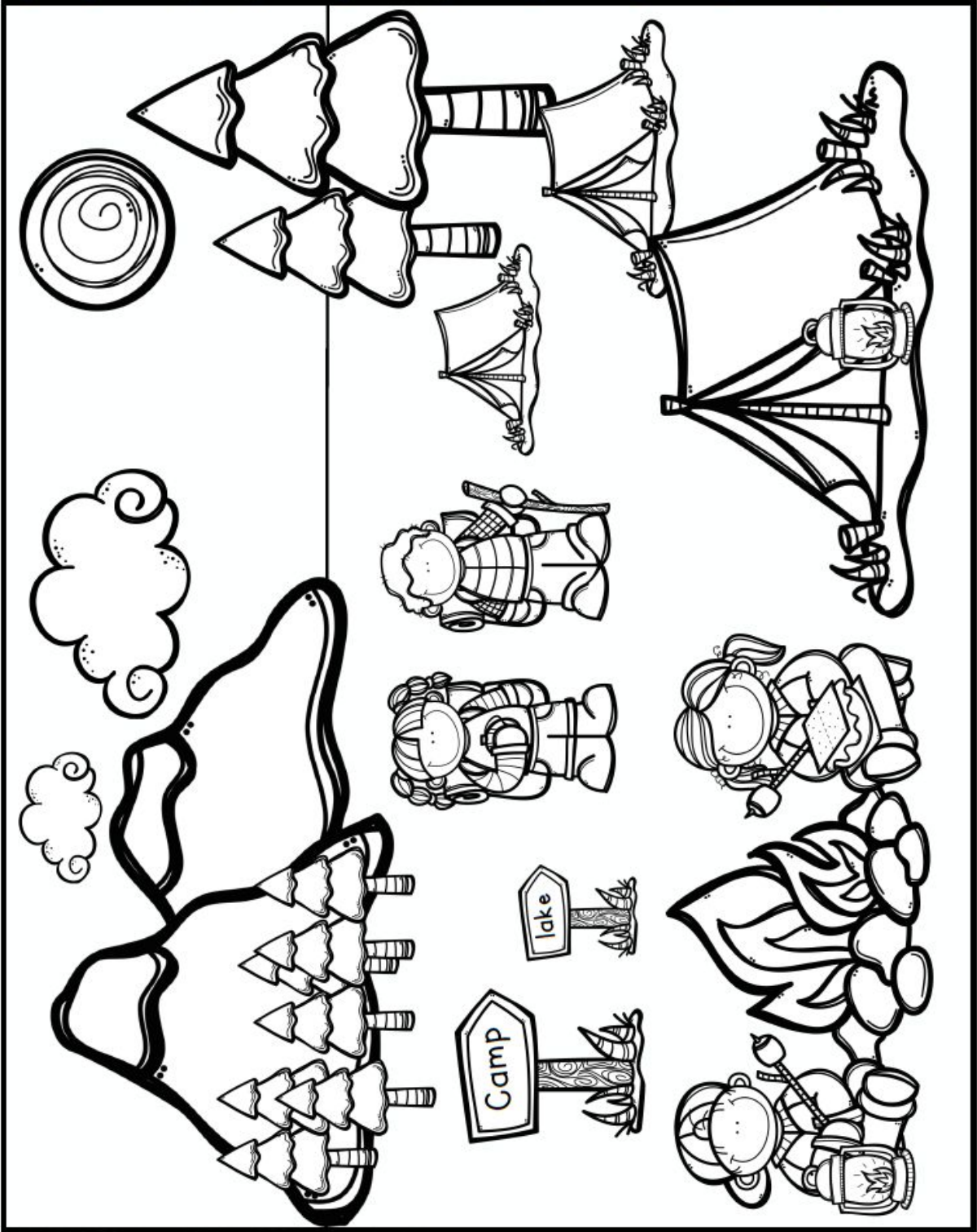


Camping Listen Up!

Name: _____

One-Step

- Color the big sign.
- Color the hiker with a stick.
- Color two tents.
- Draw an X on the moon.
- Color the small cloud.
- Circle the camper with a lantern.
- Color the tallest mountain.
- Circle the camper with a s'more.
- Draw an X on the big cloud.
- Color the lantern by the tent.



Level One

backpack



© Jessica Finch

sleeping bag




© Jessica Finch

fire



© Jessica Finch

tent



© Jessica Finch

flashlight



© Jessica Finch

owl



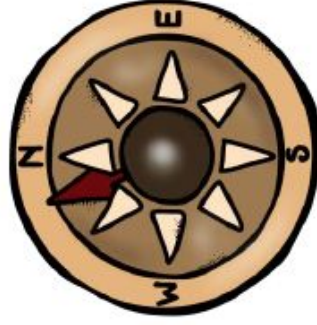
© Jessica Finch

sign



© Jessica Finch

compass



© Jessica Finch

fox



© Jessica Finch

raccoon




© Jessica Finch

bear



© Jessica Finch

rabbit



© Jessica Finch

squirrel



© Jessica Finch

deer



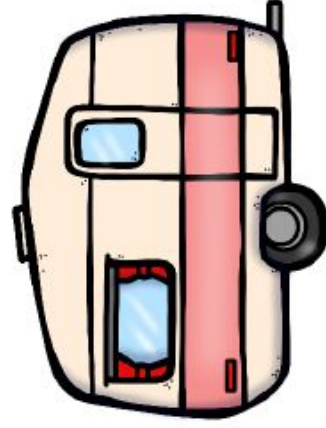
© Jessica Finch

flowers



© Jessica Finch

camper



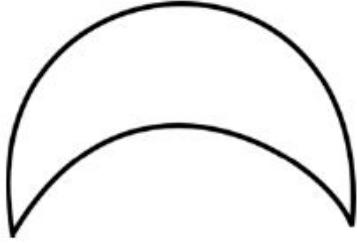
© Jessica Finch

tree




© Jessica Finch

moon



© Jessica Finch

star



© Jessica Finch

hot dog



© Jessica Finch

canoe



© Jessica Finch

marshmallow



© Jessica Finch

s'more



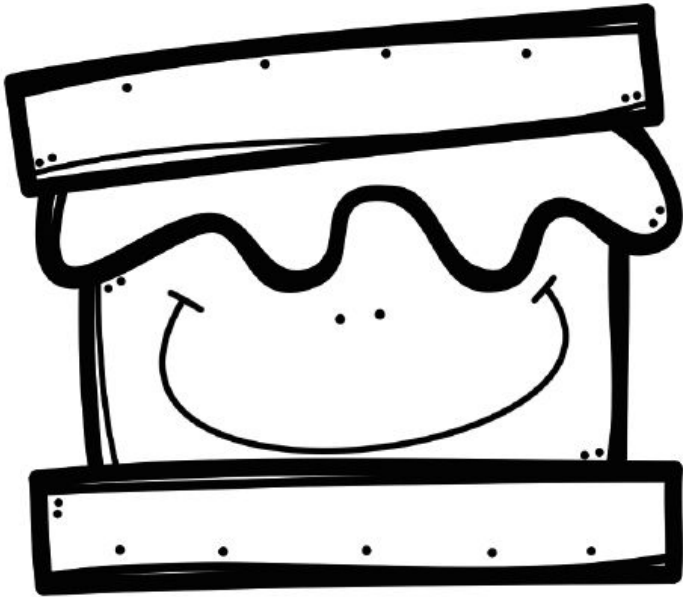
© Jessica Finch

fishing pole



© Jessica Finch

THE s' m o r e BOOK



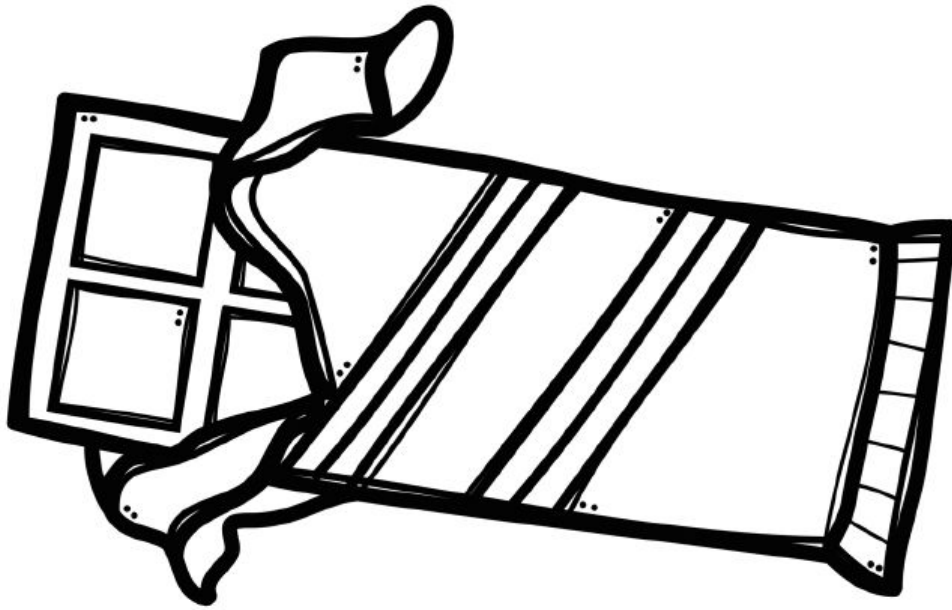
I see the fire.



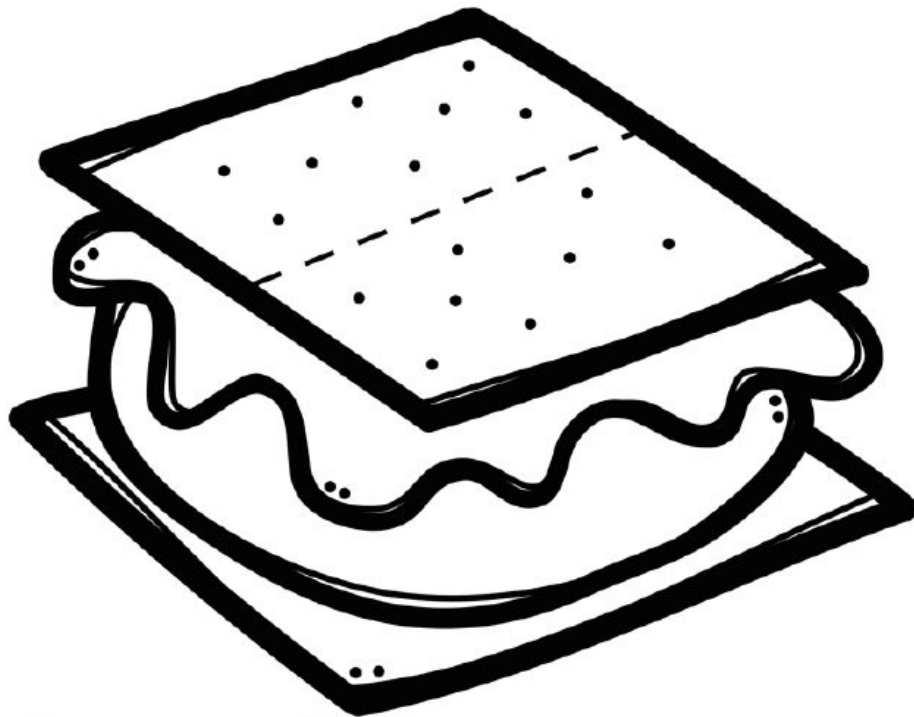
I see the graham crackers.



I see the marshmallows.










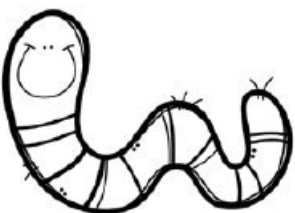







I see the chocolate.

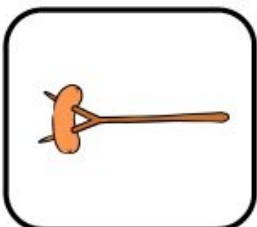


I see the s'more.

OUTDOOR SCAVENGER HUNT

Find as many of these items as you can. Mark off the items as you find them.

 ANT	 GRASS	 WATER	 ROCK
 CLOVER	 FLOWER	 STICK	 WORM
 FEATHER	 BARK	 LADYBUG	 LEAF
 SEED	 DIRT	 SAND	



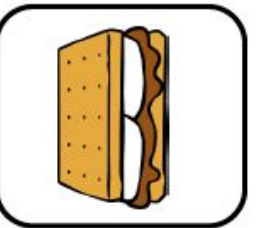
Summer CAMP



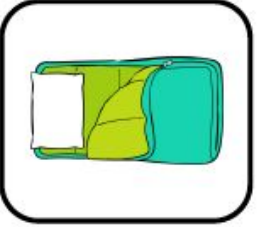
Move forward 2 spaces



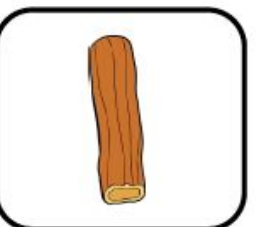

Move back 2 spaces



Move forward 2 spaces



Move forward 2 spaces



Speech Universe

LET'S PLAY!

Caregiver Tips

MODEL, MODEL, MODEL!

Your child learns by watching others. The more you model the signs and/or pictures, the more opportunities she has to learn the new words.

REQUESTING:

You may need to guide your child's hand to the picture or to make the sign until he learns to make it on his own. Once he can make the sign or touch the picture on his own, you may still need to prompt him-verbally or physically. Your child's SLP can help you with these steps.

WAIT.

Your child may need some extra time to communicate his thoughts. Try to give him more time to respond.

HAVE FUN!

Children learn best through play. Make it fun for both of you!

Let's Play!

BUBBLES

REQUESTING:

* Have your child touch the picture of the bubbles or sign "bubbles" before you blow or make them.



"bubbles"

VOCABULARY

Model the word "bubbles."
Take some time to practice requesting as mentioned above. Use words like blow and pop while playing.



Name _____

Color in the words.

TURN TAKING WORDS

Is this a good way to wait for your turn?



- Yes
- No



- Yes
- No



- Yes
- No

Mark the 2 ways to tell that you want a turn?

- Grab a toy.
- Say "I want a turn."
- Sign "my turn".

WRITE IT !!!

My turn

Fill in the circle
for the words
"my turn."

- twist
- my turn
- my shoe


Social Skills · Basic Skills




Following Directions



Using Manners



Having a Positive Attitude



Working with Others



Good Hygiene



Using Polite Words



Taking Turns



Greetings



Waiting & Having Patience



Being a Good Sport



Listening to Others




Understanding Personal Space


Social Skills · Basic Skills




Following Directions



Using Manners



Having a Positive Attitude




Working with Others



Good Hygiene



Using Polite Words



Taking Turns



Greetings




Waiting & Having Patience



Being a Good Sport



Listening to Others



Understanding Personal Space