

## Week 8 Speech and Language Practice

# Dragons Love Tacos

For this week's activities, please watch Storytime with Ryan & Craig read [Dragons Love Tacos](https://www.ryanandcraig.com/blog/2019/2/22/dragons-love-tacos-by-adam-rubin) by Adam Rubin and Illustrated by Daniel Salmieri.

Here is the link: <https://www.ryanandcraig.com/blog/2019/2/22/dragons-love-tacos-by-adam-rubin>



[HOME](#) [ABOUT US](#) [READ ALOUDS](#) [FAQS](#) [ZOOM SESSIONS](#) [BLOG](#) [MERCH](#) [CONTACT](#)

FEBRUARY 22, 2019

## DRAGONS LOVE TACOS BY ADAM RUBIN

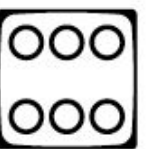

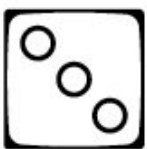
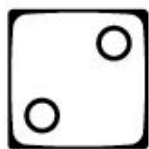
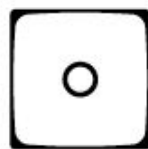
[READ ALOUD](#)



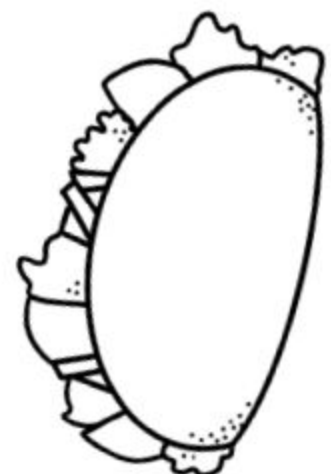
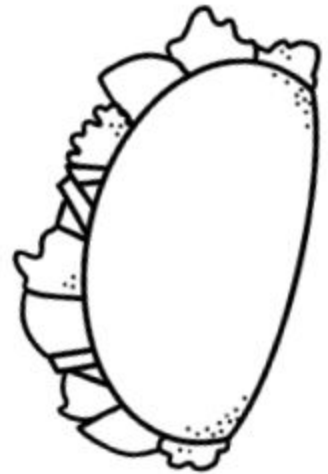
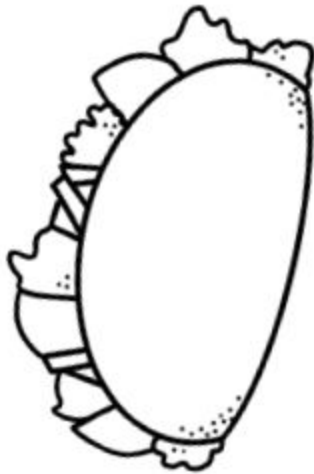
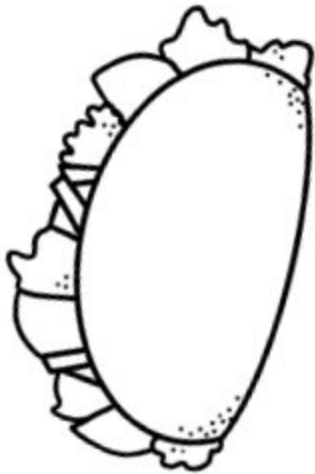
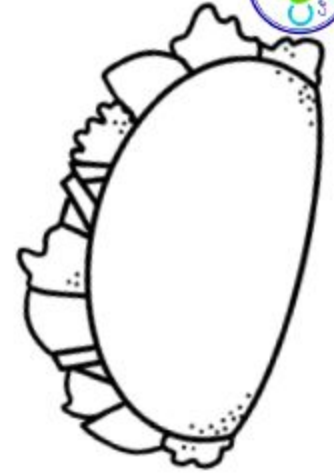
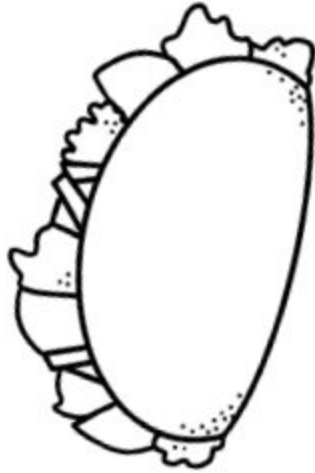
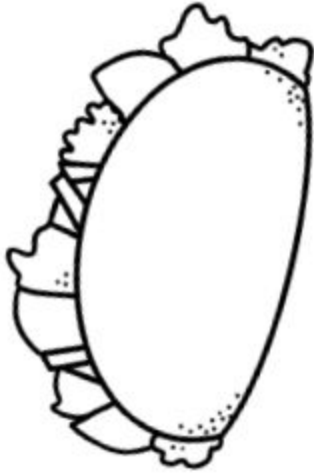
**Articulation:** Say your word and then roll a dice! Color in a taco in that row - which row will win?!?

# Taco Party Roll & Race

by Peachie Speechie





**Articulation:** Write or draw your target words in each taco, then hang it somewhere you will see it a lot!



# DRAGONS

# LOVE







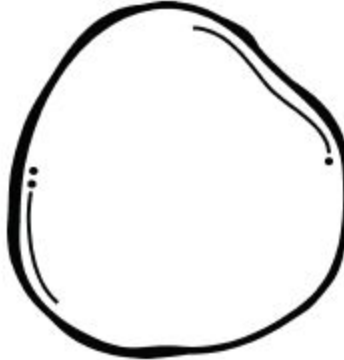


Fill in things dragons love in the hearts.



**Language:** Use the prompts on the following pages to complete the activities for increasing language.

© Autism Little Learners

**COLORS**



# COLORS – PROMPTS FOR PARENTS



Color Identification: Ask your child "touch blue", "touch green" etc:



Color Labeling: Point to a color and ask your child "what color is it?":



Matching: Find little toys or objects around the house and match to the colors









Hands on: Squish different colored playdoh onto the matching colors



Sorting: Sort items of different colors (one pile of green, one pile of red, etc)

**SHAPES**



# SHAPES – PROMPTS FOR PARENTS



Shape Identification: Ask your child "touch the circle", "touch the heart" etc.:



Shape Labeling: Point to a shape and ask your child "what shape is it?"



Matching: Go on a shape hunt around the house and find shapes



Hands on: Work together to form playdoh into the different shapes






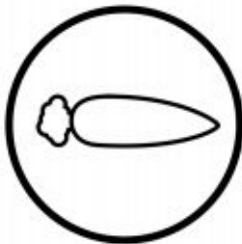



Hands on: Spread flour on a baking sheet and use finger to make shapes




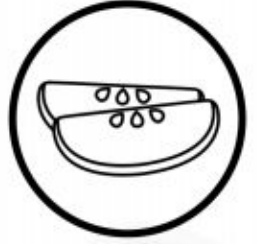
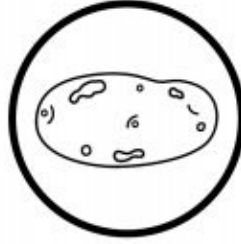
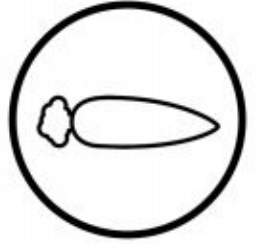
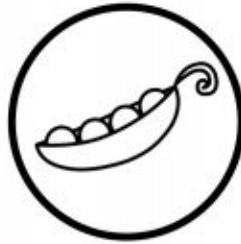
Name: \_\_\_\_\_

What has a tail?



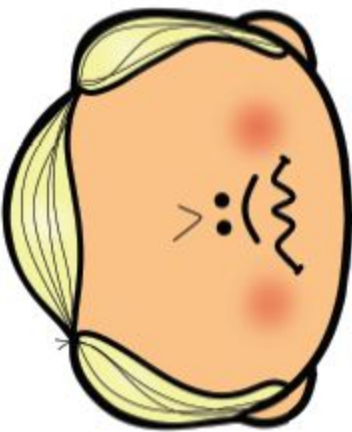

Name: \_\_\_\_\_

What can you eat?



**Social Skills:** Continue to practice identifying feelings and I will be so happy! :)

**FEELINGS**



# FEELINGS – PROMPTS FOR PARENTS



Feelings Identification: Ask your child "touch mad", "happy" etc.



Feelings Labeling: Point to a **face** and ask your child "how does he feel?"



Imitation: Make the different faces together in the mirror



Matching: Draw some faces on post its and have your child match or sort



Hands on: Have your child try to draw happy, sad, mad faces



Hit pause during movies/shows and point out feelings of the characters on the picture board



tired



happy



mad



sad



scared



surprised

# LET'S PLAY!

## Caregiver Tips

### **MODEL, MODEL, MODEL!**

Your child learns by watching others. The more you model the signs and/or pictures, the more opportunities she has to learn the new words.

### **REQUESTING:**

You may need to guide your child's hand to the picture or to make the sign until he learns to make it on his own. Once he can make the sign or touch the picture on his own, you may still need to prompt him-verbally or physically. Your child's SLP can help you with these steps.

### **WAIT.**

Your child may need some extra time to communicate his thoughts. Try to give him more time to respond.

### **HAVE FUN!**

Children learn best through play. Make it fun for both of you!

# Let's Play!

## STORYTIME

### REQUESTING:

Have your child touch the picture of book or sign "book" before you begin reading.



"book"

### VOCABULARY

While reading the story, name the pictures or talk about the actions in the pictures. Have your child touch the pictures as you name them.

Name \_\_\_\_\_

# Symbolic Play

Match the animals to their actions. Then, act out the actions.



Climb a tree like a monkey.

Waddle like a penguin.

Roar like a lion.

Hiss like a snake.

Clap like a seal.

Make your arm move like an elephant's trunk.

