



road rhyme PUZZLES

Print on cardstock and laminate for durability. Cut out each puzzle then cut on the dotted yellow line to make the puzzle pieces.

Students can play on the floor, table, or place in a pocket chart.














How to Play: Students say the object and find the other object that rhymes with it. Students say both words to check if they rhyme. Optional student recording page.

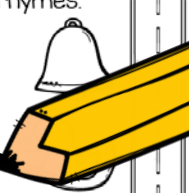


ROAD RHYMES

Name: _____


Draw a line to match the rhymes.





lock




clock




bird



third




shell



bell



cave



wave



wagon



dragon



pear



bear




boat



goat



car




star



truck



duck



plane



train



fire



tire



tree



bee

ROAD RHYMES

Name: _____

Draw a line to match the rhymes.

